



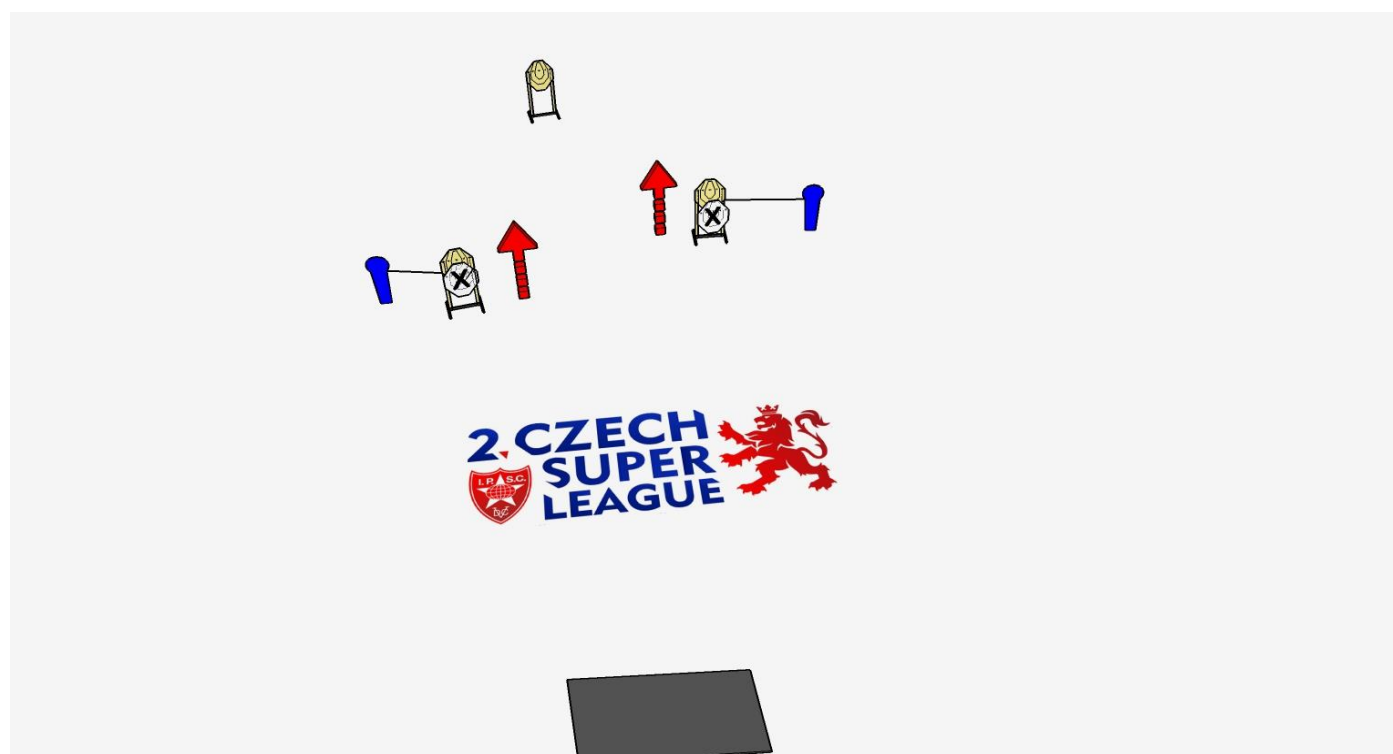










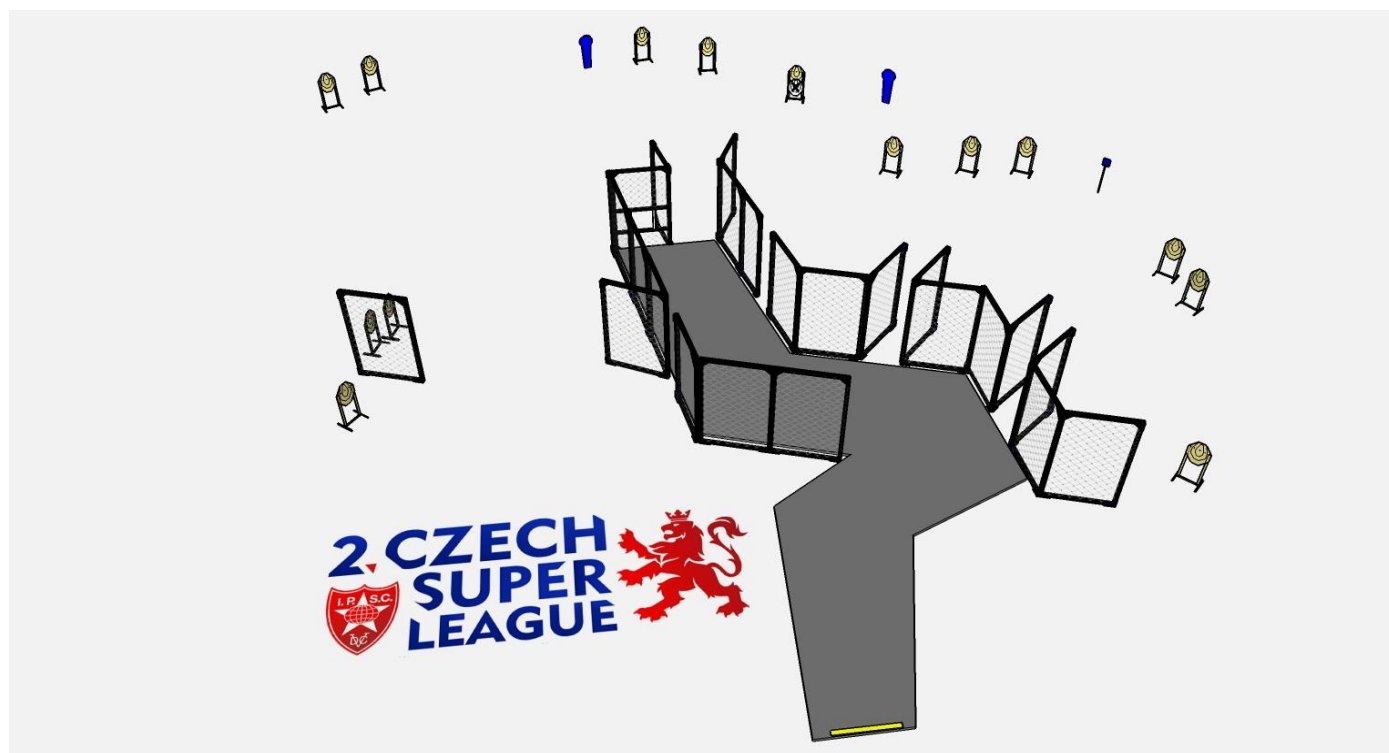
stage 1	   			
	8	3	2	
Number of rounds to be scored:	8			
Targets:	8 IPSC Targets, 2 IPSC Poppers, Several No-Shoots			
Start position:	Standing in designed area			
Gun condition:				
Time Start:	Audible signal			
Procedure:	After the starting signal, engage targets from within designated area. Popper P1 and P2 activates moving targets. All moving targets remains visible at the end of the movement.			
Safety angles:	90 degrees left/right, High of top of the backtop			







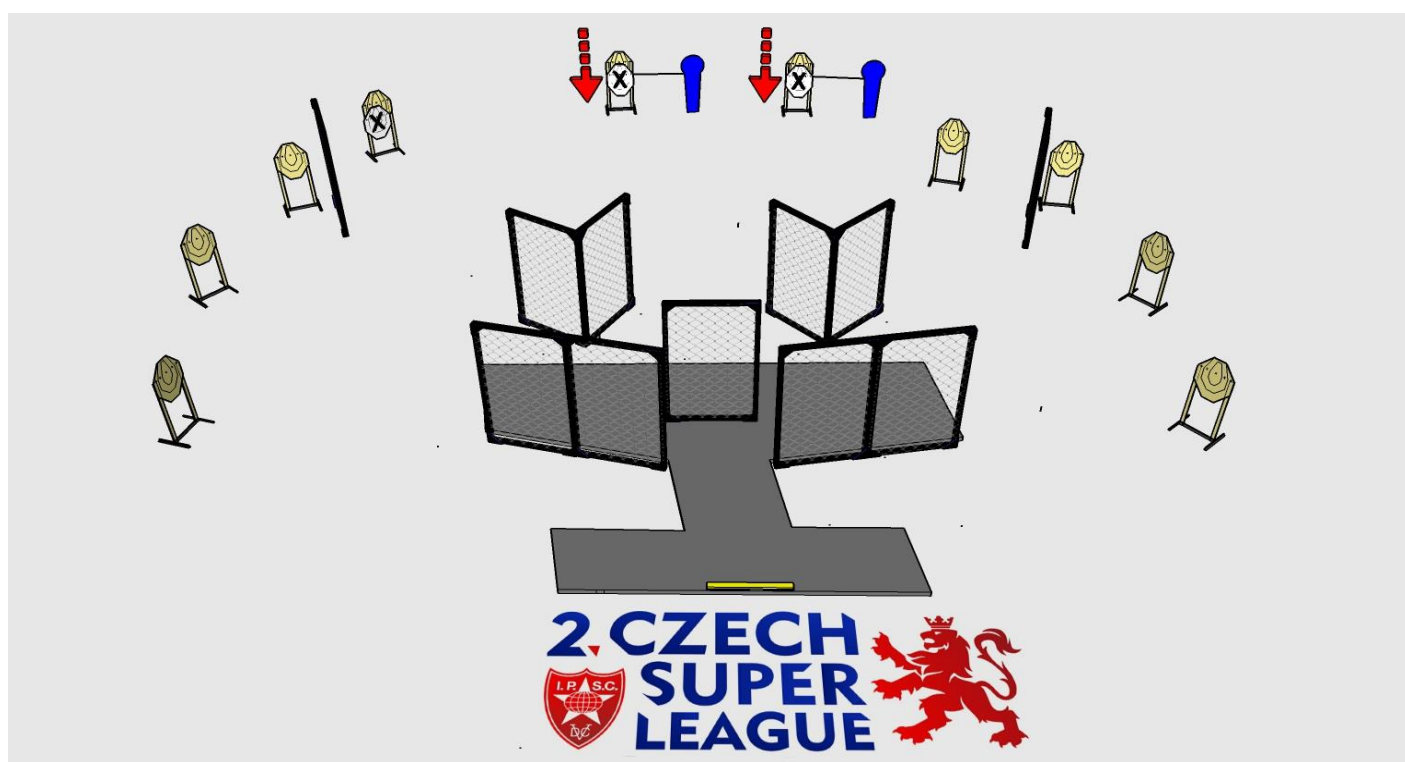
stage 2				
	12	5	2	
Number of rounds to be scored:	12			
Targets:	5 IPSC Targets, 2 IPSC Poppers, Several No-Shoots			
Start position:	Sitting on chair, hands on knees			
Gun condition:	Gun on table, unloaded, magazine inserted			
Time Start:	Audible signal			
Procedure:	After the starting signal, engage targets from within designated area. Popper P1 activates moving target. All moving targets remains visible at the end of the movement.			
Safety angles:	90 degrees left/right, High of top of the backtop			







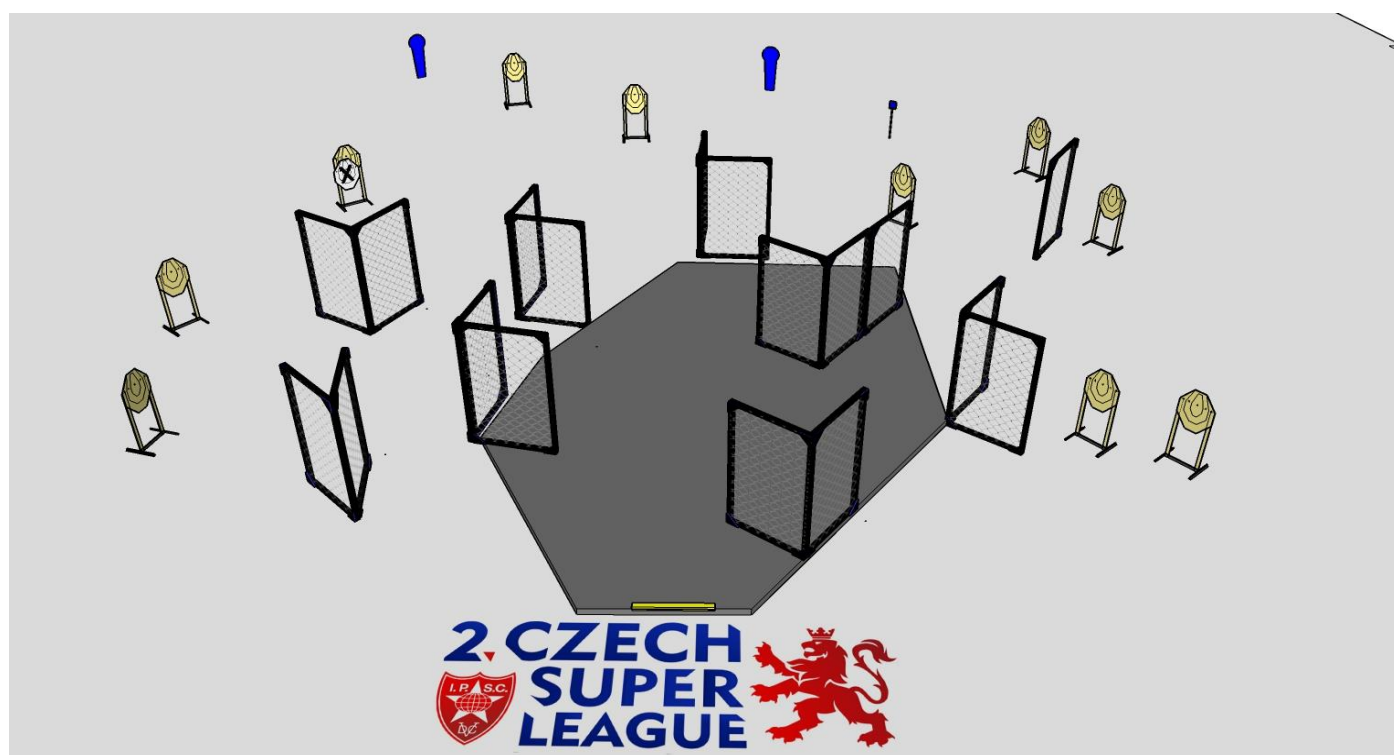
stage 3	   			
	31	14	2	1
Number of rounds to be scored:	31			
Targets:	14 IPSC Targets, 2 IPSC Poppers, 1 IPSC plate, Several No-Shoots			
Start position:	Standing on the mark			
Gun condition:				
Time Start:	Audible signal			
Procedure:	After the starting signal, engage targets from within designated area.			
Safety angles:	90 degrees left/right, High of top of the backtop			







stage 4	   			
	22	10	2	
Number of rounds to be scored:	22			
Targets:	10 IPSC Targets, 2 IPSC Poppers, Several No-Shoots			
Start position:	Standing on mark			
Gun condition:				
Time Start:	Audible signal			
Procedure:	After the starting signal, engage targets from within designated area. Popper P1 and P2 activates moving targets. All moving targets remains visible at the end of the movement.			
Safety angles:	90 degrees left/right, High of top of the backtop			







stage 5				
	23	10	2	1
Number of rounds to be scored:	23			
Targets:	10 IPSC Targets, 2 IPSC Poppers, 1 IPSC plate, Several No-Shoots			
Start position:	Standing on mark			
Gun condition:				
Time Start:	Audible signal			
Procedure:	After the starting signal, engage targets from within designated area.			
Safety angles:	90 degrees left/right, High of top of the backtop			








stage 6	   		
	21	9	3
Number of rounds to be scored:	21		
Targets:	9 IPSC Targets, 3 IPSC Poppers, Several No-Shoots		
Start position:	Laying on bed		
Gun condition:	Gun loaded on table		
Time Start:	Audible signal		
Procedure:	After the starting signal, engage targets from within designated area. Popper P1 activates moving target. All moving targets remains visible at the end of the movement.		
Safety angles:	90 degrees left/right, High of top of the backstop		







stage 7	   			
	8	3	2	
Number of rounds to be scored:	8			
Targets:	3 IPSC Targets, 2 IPSC MiniPoppers, Several No-Shoots			
Start position:	Standing in designed area			
Gun condition:				
Time Start:	Audible signal			
Procedure:	After the starting signal, engage targets from within designated area. STRONG HAND ONLY			
Safety angles:	90 degrees left/right, High of top of the backstop			

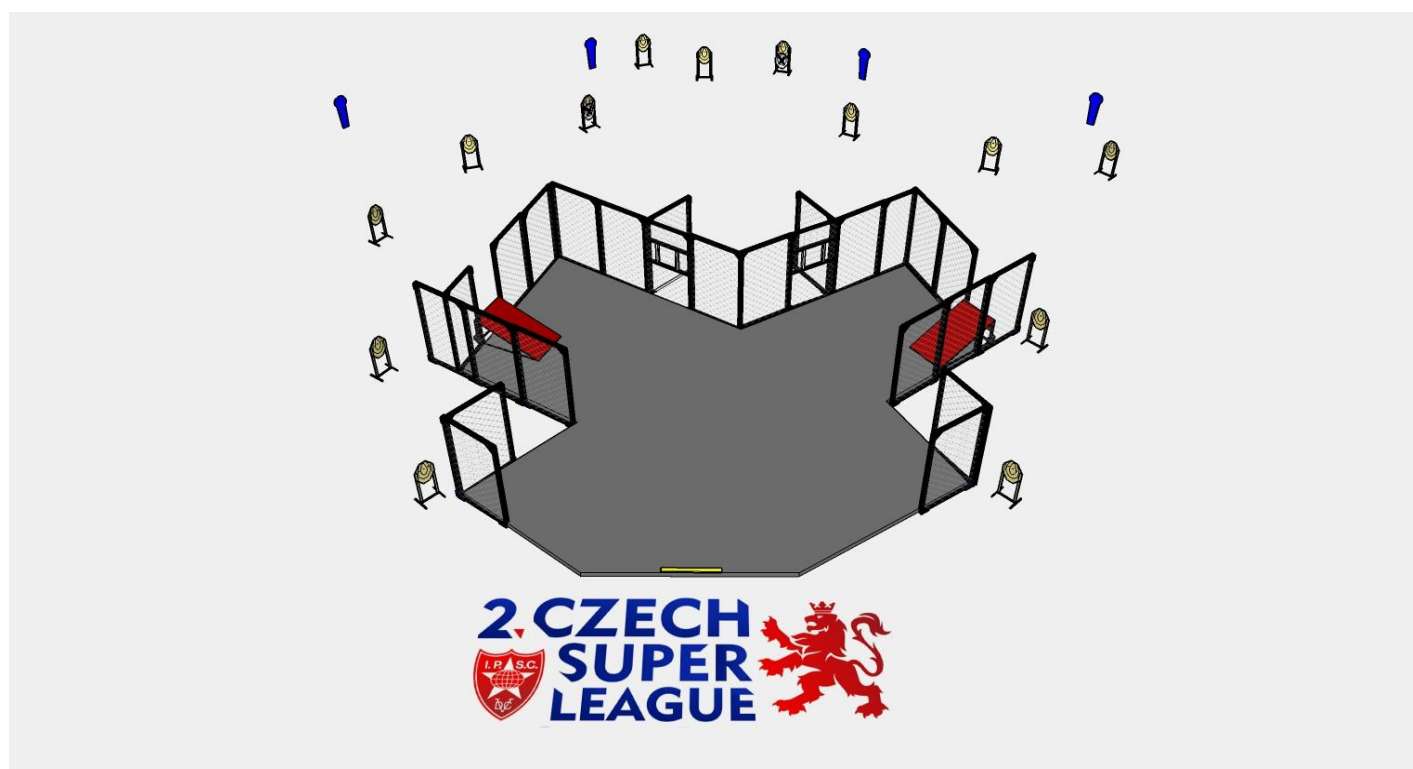






stage 8				
	12	5	2	
Number of rounds to be scored:	12			
Targets:	5 IPSC Targets, 2 IPSC Mini Poppers, Several No-Shoots			
Start position:	Standing on the mark			
Gun condition:				
Time Start:	Audible signal			
Procedure:	After the starting signal, engage targets from within designated area.			
Safety angles:	90 degrees left/right, High of top of the backstop			









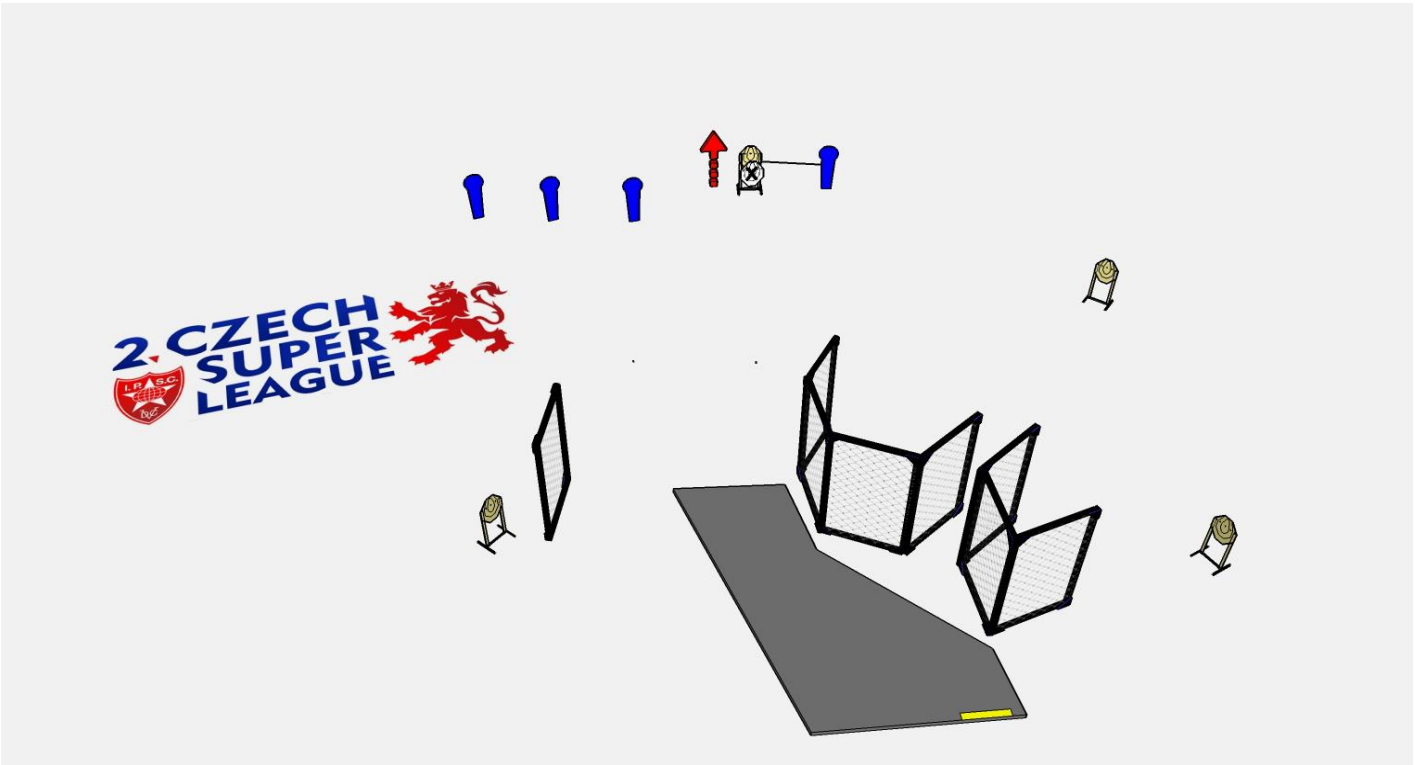
stage 9	   			
	30	13	4	
Number of rounds to be scored:	30			
Targets:	13 IPSC Targets, 4 IPSC Poppers, Several No-Shoots			
Start position:	Standing on mark			
Gun condition:				
Time Start:	Audible signal			
Procedure:	After the starting signal, engage targets from within designated area.			
Safety angles:	90 degrees left/right, High of top of the backstop			







stage 10	   			
	24	11	2	
Number of rounds to be scored:	24			
Targets:	10 IPSC Targets, 1 IPSC Popper, 2 IPSC Metal plates, Several No-Shoots			
Start position:	Standing anywhere in designated area			
Gun condition:				
Time Start:	Audible signal			
Procedure:	After the starting signal, engage targets from within designated area. Popper P1 activates moving target. All moving targets remains visible at the end of the movement.			
Safety angles:	90 degrees left/right, High of top of the backstop			



stage 11	   			
	12	4	4	
Number of rounds to be scored:	12			
Targets:	4 IPSC Targets, 4 IPSC Popper, Several No-Shoots			
Start position:	Standing on the mark			
Gun condition:				
Time Start:	Audible signal			
Procedure:	After the starting signal, engage targets from within designated area.			
Safety angles:	90 degrees left/right, High of top of the backstop			



stage 12	   			
	10	4	2	
Number of rounds to be scored:	10			
Targets:	4 IPSC Targets, 2 IPSC Poppers, Several No-Shoots			
Start position:	Standing in designed area			
Gun condition:				
Time Start:	Audible signal			
Procedure:	After the starting signal, engage targets from within designated area. Popper P2 activates moving target. All moving targets remains visible at the end of the movement.			
Safety angles:	90 degrees left/right, High of top of the backstop			



